

OZ BLOK LOAD BRAKE WINCHES	84	DP WINCHES	96
TITAN LOAD BRAKE WINCHES	84	GEBUWIN WINCHES	96
JARRETT HAND WINCHES	85	A.P.E WORM GEAR WINCHES	97
JARRETT LOAD BRAKE WINCHES	86	CAPSTAN WINCHES	97
JARRETT BACKSAVER CRANES	87	PULLMASTER PLANETARY HYDRAULIC	
ATLANTIC MARINE WINCHES	88-89	WINCHES	97
ATLANTIC BRAKE WINCHES	90-91	WARN WINCHES	98
OZWINCH AC ELECTRIC WINCHES	92	DINAMIC OIL	98
HES CUSTOM WINCHES	92	PACIFIC 12 VOLT WINCHES	99
BLUE SERIES SLIP WINCH	93	PACIFIC 12-24 VOLT WINCHES	99
OZ SIGNATURE SERIES SLIPWAY WINCH	94	TITFOR T500 WIRE ROPE WINCHES	100
LANTEC WINCHES	95	WINCH MASTER WIRE ROPE WINCHES	100
TULSA WINCHES	95	TITAN WIRE ROPE WINCHES	100

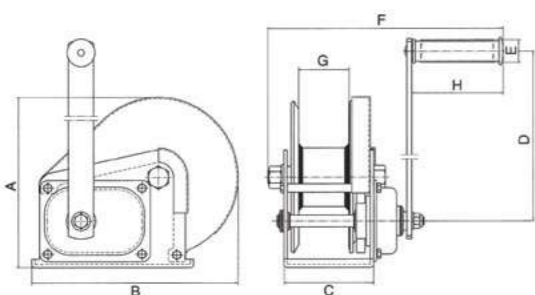
WINCHES

OZ BLOK LOAD BRAKE WINCHES

- Compact design
- Stainless steel construction Grade 304
- Automatic braking system - no free wheeling under load
- Fully enclosed gear train
- Suitable for marine environments
- Minimum handle effort to lift or pull WLL (Working Load Limit)
- Convenient fixing points in base
- Easy attachment of wire rope



COMPLIES WITH AS 1418.2



Model		OSSBW545	OSSBW820	OSSBW1200
W.L.L.	Lifting	270	410	600
	Pulling	545	820	1200
Test Load	kg	800	1230	1800
Gear Ratio		4.2:1	5:1	10:1
Dimensions	A	156	203	216
	B	184	256	293
	C	88	107	127
	D	210	319	319
	E	27	27	27
	F	272	283	305
	G	51	60	63
	H	109	109	109
Net weight	kg	3.7	7.7	10.1
Volume	cm	16 x 16 x 22	35 x 20 x 23	35 x 24 x 24

TITAN LOAD BRAKE WINCHES

- Compact design
- Suits a wide range of lifting purposes
- Use in vertical or horizontal position Wall or floor mounted
- Load brake automatically suspends the load when handle winding ceases



COMPLIES WITH AS 1418.2

Capacity tonnes	Drum Dia. mm	Max. Rope Capacity	Handle Turns to Lift 1m	Brake Type	Handle Length mm	Effort to Lift Rates Load kg	Weight kg
0.5	102	27.5m x 8mm W/R	21.5	Automatic braking system No free wheeling under load.	305	16	23
1	140	40m x 13mm W/R	53	Automatic braking system No free wheeling under load.	235	16	45

TiTAN

JARRETT HAND WINCHES



- Suitable for lowering or pulling within the rated capacity of the winch
- All components suitably coated for corrosive protection
- Australian designed, 12 month warranty, meets Australian design standards
- Machined gears, steel bushes
- Heavy duty 4mm winch body
- Full range of spare parts available

Model. F10212 Hand Winch

3:1 Ratio
Line Pull Capacity: 500kg

Gear Ratio	3:1
Application	Pulling
Rated capacity	500kg (4900N)
Max. cable capacity	20m x 4mm
Max. effort on handle at rated load	20kg
Cable (as supplied)	6m x 4mm galv

Model. F10217 Hand Winch

5:1 / 1:1 (two ratio)
Line pull capacity: 700kg

Gear Ratio	5:1 / 1:1
Application	Pulling
Rated capacity	700kg (6860N)
Max. cable capacity	15m x 5mm
Max. effort on handle at rated load	25kg
Cable (as supplied)	6m x 5mm galv

Model. F10204 Hand Winch

5:1 Ratio
Line Pull Capacity: 700kg

Gear Ratio	5:1
Application	Pulling
Rated capacity	700kg (6860N)
Max. web capacity	9m
Max. effort on handle at rated load	25kg
Web (as supplied)	6m

Model. F10950 Hand Winch

10:1 / 5:1 / 1:1 (three ratio)
Line pull capacity: 800KG

Gear Ratio	10:1 / 5:1 / 1:1
Application	Pulling
Rated capacity	800kg
Max. cable capacity	15m x 5mm
Max. effort on handle at rated load	18kg
Cable (as supplied)	7.5m x 5mm galv

Model. F10952 Hand Winch

10:1 / 5:1 / 1:1 (three ratio)
Line pull capacity: 800kg

Gear Ratio	10:1 / 5:1 / 1:1
Application	Pulling
Rated capacity	800kg
Max. web capacity	9m
Max. effort on handle at rated load	18kg
Web (as supplied)	7.5m

Part No. - COVER
Plastic Winch Cover
Available separately



JARRETT LOAD BRAKE WINCHES



- Suitable for lifting, lowering or pulling within the rated capacity of the winch
- All components suitably coated for corrosive protection
- Self actuating brake mechanism
- Removable handle
- Australian designed, 12 month warranty, meets Australian design standards
- Machined gears, steel bushes
- Heavy duty 4mm winch body
- Full range of spare parts available



Model. F18210
Brake Hand Winch
3:1 Ratio
Lift Capacity: 200kg

Gear Ratio	3:1
Application	Lifting
Rated capacity	200kg (1960N)
Max. cable capacity	15m x 5mm
Max. effort on handle at rated load	22.8kg
Cable (as supplied)	7.5m x 5mm gal



Model. F18230
Brake Hand Winch
5:1 Ratio
Lift Capacity: 300kg

Gear Ratio	5:1
Application	Lifting
Rated capacity	300kg (2940N)
Max. cable capacity	15m x 5mm
Max. effort on handle at rated load	26kg
Cable (as supplied)	7.5m x 5mm gal



Model. F18260
Brake Hand Winch
10:1 Ratio
Lift Capacity: 500kg

Gear Ratio	10:1
Application	Lifting
Rated capacity	500kg (4900N)
Max. cable capacity	12m x 6mm
Max. effort on handle at rated load	18kg
Cable (as supplied)	7.5m x 6mm gal



Model. F11620
Brake Hand Winch
8:1 Ratio
Lift Capacity: 630kg

Gear Ratio	8:1
Application	Lifting
Rated capacity	630kg (6147N)
Max. cable capacity	45m x 6mm 22m x 8mm 15m x 10mm
Max. effort on handle at rated load	19kg
Cable	Not supplied



Model. F11650
Brake Hand Winch
15:1 Ratio
Lift Capacity: 1250kg

Gear Ratio	15:1
Application	Lifting
Rated capacity	1250kg (12250N)
Max. cable capacity	22m x 8mm 15m x 10mm
Max. effort on handle at rated load	22kg
Cable	Not supplied

JARRETT BACKSAVER CRANES



Don't risk your back, your equipment or your business. If its got to be lifted, do it the easy way, with a Backsaver Crane.



CAPACITIES: 300kg and 500kg

Jarrett Backsaver Cranes are general purpose stationary cranes and have many applications within industrial, engineering and mining sites. Located on the back of commercial vehicles they are suitable for loading and unloading goods. Other applications for the Jarrett Backsaver Crane include marina and agricultural environments, and small trade businesses

The Backsaver Crane has the capacity to safely, simply and effectively lift and place loads of up to 300kg and 500kg. The Backsaver is fitted with a 360 degree mechanical slewing by means of a worm drive gear. This eliminates the danger of the crane boom swinging out of control when the load is taken up. The boom can only be rotated (slewed) by operating the slewing control handle.

- Available with manual brake winch or electric winch (12 or 24 volt)
- 360 degree mechanical slewing by means of a worm drive gear
- Economical alternative to expensive hydraulic mounted cranes
- Suitable for trucks, utilities and trailers
- Suitable for industrial, marine and rural applications
- Powder coated finish standard
- Galvanised finish available (300kg only)



ATLANTIC MARINE WINCHES



Marine Winch Series

Suitable for retrieving boats up to 20 feet in length, the Atlantic range of Marine Winches are available in five different ratio sizes – 3:1, 5:1, 5:1/1:1, 10:1/5:1/1:1 or 15:1/5:1/1:1 – and with load capacity ratings operating from 500kg to 1500kg. Depending on the marine application, there's a number of options available including cable, webbing strap, Atlantic Rope™ or no cable options.



3:1 Series

- 3:1 gear ratio
- Cable, webbing or rope
- 500kg capacity
- Nata tested
- Dacromet finish
- Side cover

Product Code	MW201R
Gear Ratio	3:1
Cable/Webbing/Rope Type	Rope
Hook Type	Snap Hook
Application	Boat Trailer
Cable/Webbing/Rope Length	6m x 4mm
Direct Lift Capacity	500kg
Unit weight	4.12kg
Ratchet Type	Pawl Lever
Drum Hub	50mm
Flange Diameter	130mm
Drum Width (ID)	50mm
Max Cable/Rope Capacity	34.5m x 4mm
Maximum Cable Load	1570kg
Maximum Cable Stress	15.4kN



5:1 Series

- 5:1 gear ratio
- Cable, webbing or rope
- 700kg capacity
- Nata tested
- Dacromet finish
- Side cover

Product Code	MW203R
Gear Ratio	5:1
Cable/Webbing/Rope Type	Cable
Hook Type	Snap Hook
Application	Boat Trailer
Cable/Webbing/Rope Length	6m x 5mm
Direct Lift Capacity	700kg
Unit weight	4.33kg
Ratchet Type	Pawl Lever
Drum Hub	50mm
Flange Diameter	130mm
Drum Width (ID)	50mm
Max Cable/Rope Capacity	20m x 5mm
Maximum Cable Load	1876kg
Maximum Cable Stress	17.6kN



700kg Series

- 5/1:1 gear ratios
- Cable, webbing or rope
- 700kg capacity
- Nata tested
- Dacromet finish
- Side cover

Product Code	MW205R
Gear Ratio	5/1:1
Cable/Webbing/Rope Type	Rope
Hook Type	Snap Hook
Application	Boat Trailer
Cable/Webbing/Rope Length	7.5m x 5mm
Direct Lift Capacity	700kg
Unit weight	4.55kg
Ratchet Type	Pawl Lever
Drum Hub	50mm
Flange Diameter	130mm
Drum Width (ID)	50mm
Max Cable/Rope Capacity	20m x 5mm
Maximum Cable Load	1876kg
Maximum Cable Stress	18.4kN

ATLANTIC MARINE WINCHES



1000kg Series

- 10/5/1:1 gear ratios
- Cable, webbing or rope
- 1000kg capacity
- Nata tested
- Dacromet finish
- Side cover
- Removable handle

Product Code	MW207R
Gear Ratio	10/5/1:1
Cable/Webbing/Rope Type	Rope
Hook Type	Snap Hook
Application	Boat Trailer
Cable/Webbing/Rope Length	7.5m x 6mm
Direct Lift Capacity	1000kg
Unit weight	5.15kg
Ratchet Type	Pawl Lever
Drum Hub	50mm
Flange Diameter	130mm
Drum Width (ID)	50mm
Max Cable/Rope Capacity	9.5m x 6mm
Maximum Cable Load	2509kg
Maximum Cable Stress	24.6kN



1500kg Series

- 15/5/1:1 gear ratio
- Cable, webbing or rope
- 1500kg capacity
- Nata tested
- Dacromet finish
- Removable handle

Product Code	MW209R
Gear Ratio	15/5/1:1
Cable/Webbing/Rope Type	Rope
Hook Type	Snap Hook
Application	Boat Trailer
Cable/Webbing/Rope Length	7.5m x 7mm
Direct Lift Capacity	1500kg
Unit weight	6.5kg
Ratchet Type	Pawl Lever
Drum Hub	50mm
Flange Diameter	130mm
Drum Width (ID)	50mm
Max Cable/Rope Capacity	10m x 7mm
Maximum Cable Load	3314kg
Maximum Cable Stress	32.5kN

ATLANTIC BRAKE WINCHES



Brake Winch Series

The Atlantic range of Brake Winches are available in 3 different ratio sizes – 3:1, 5:1 and 10:1 with load capacity ratings operating from 200kg to 500kg. The range offers the option of cable, Atlantic Rope™ or no cable and are suitable for pulling or lifting. The self actuating automatic braking mechanism ensures the suspension of loads and ‘jerk-free’ movement when lowering a load under pressure. The carbon copper fibre brake pads also ensure that a load is always secured under braking load.



200kg Series

- 3:1 gear ratio
- Cable or rope
- 200kg capacity
- Nata tested
- Dacromet finish
- ADR compliant



300kg Series

- 5:1 gear ratio
- Cable or rope
- 300kg capacity
- Nata tested
- Dacromet finish
- ADR compliant



500kg Series

- 10:1 gear ratios
- Cable or rope
- 500kg capacity
- Nata tested
- Dacromet finish
- ADR compliant

Product Code	BW210R
Gear Ratio	3:1
Cable/Webbing/Rope Type	Rope
Hook Type	Snap Hook
Application	Lifting
Cable/Rope Length	7.5m x 5mm
Direct Lift Capacity	200kg
Ultimate Breaking Load	1479kg
Ultimate Tensile Stress	14.5kN
Unit weight	4.98kg
Ratchet Type	Self actuating
Drum Hub	50mm
Flange Diameter	130mm
Drum Width (ID)	50mm
Max Cable/Rope Capacity	20m x 5mm
Maximum Cable Load	1876kg
Maximum Cable Stress	18.4kN

Product Code	BW230R
Gear Ratio	5:1
Cable/Rope Type	Rope
Hook Type	Snap Hook
Application	Lifting
Cable/Webbing/Rope Length	7.5m x 5mm
Direct Lift Capacity	300kg
Ultimate Breaking Load	1479kg
Ultimate Tensile Stress	14.5kN
Unit weight	4.98kg
Ratchet Type	Self actuating
Drum Hub	50mm
Flange Diameter	130mm
Drum Width (ID)	50mm
Max Cable/Rope Capacity	20m x 5mm
Maximum Cable Load	1876kg
Maximum Cable Stress	18.4kN

Product Code	BW260R
Gear Ratio	10:1
Cable/Rope Type	Rope
Hook Type	Snap Hook
Application	Lifting
Cable/Webbing/Rope Length	7.5m x 6mm
Direct Lift Capacity	500kg
Ultimate Breaking Load	1948kg
Ultimate Tensile Stress	19.1kN
Unit weight	5.35kg
Ratchet Type	Self actuating
Drum Hub	50mm
Flange Diameter	130mm
Drum Width (ID)	50mm
Max Cable/Rope Capacity	9.5m x 6mm
Maximum Cable Load	2509kg
Maximum Cable Stress	24.6kN

ATLANTIC BRAKE WINCHES



The Atlantic range of Large Brake Winches are available in 2 different ratio sizes – 8:1 and 15:1 with load capacity ratings operating from 750kg to 1500kg. The self actuating automatic braking mechanism ensures the suspension of loads and ‘jerk-free’ movement when lowering a load under pressure. The carbon copper fibre brake pads also ensure that a load is always secured under braking load.

Large Brake Series

- 15/8:1 gear ratio
- 700-1500kg capacity
- Nata tested
- Dacromet finish
- ADR compliant



Product Code	LBW620NC
Gear Ratio	8:1
Cable/Rope Type	N/A
Hook Type	N/A
Application	Lifting
Direct Lift Capacity	750kg
Ultimate Breaking Load	5690kg
Ultimate Tensile Stress	55.8kN
Unit weight	22.8kg
Ratchet Type	Self actuating
Drum Hub	100mm
Flange Diameter	184mm
Drum Width (ID)	134mm
Max Cable/Rope Capacity	45m x 6mm
Maximum Cable Load	22m x 8mm
Maximum Cable Stress	15m x 10mm

Product Code	LBW650NC
Gear Ratio	15:1
Cable/Rope Type	N/A
Hook Type	N/A
Application	Lifting
Direct Lift Capacity	1500kg
Ultimate Breaking Load	7036kg
Ultimate Tensile Stress	69kN
Unit weight	24kg
Ratchet Type	Self actuating
Drum Hub	100mm
Flange Diameter	184mm
Drum Width (ID)	134mm
Max Cable/Rope Capacity	45m x 6mm
Maximum Cable Load	22m x 8mm
Maximum Cable Stress	15m x 10mm

ATLANTIC BRAKE WINCHES

Wide Drum Brake Winch Series

The newest member of the Atlantic Winch range, this Large Brake Winches has an extra wide drum with a direct load capacity of 1800kg. The self actuating automatic braking mechanism ensures the suspension of loads and ‘jerk-free’ movement when lowering a load under pressure. The carbon copper fibre brake pads also ensure that a load is always secured under braking load.



1800kg Series

- 15:1 gear ratio
- 1800kg capacity
- Wide drum capacity
- Nata tested
- Dacromet finish
- ADR compliant

Product Code	LBW680NC
Gear Ratio	15:1
Cable/Webbing/Rope Type	N/A
Hook Type	N/A
Application	Lifting
Direct Lift Capacity	1800kg
Ultimate Breaking Load	N/A
Ultimate Tensile Stress	N/A
Unit weight	30kg
Ratchet Type	Self actuating
Drum Hub	100mm
Flange Diameter	245mm
Drum Width (ID)	225mm
Max Cable/Rope Capacity	125m x 6mm
Maximum Cable Load	63m x 8mm
Maximum Cable Stress	43 x 10mm

OZWINCH AC ELECTRIC WINCHES



Lifting capacities: from 200kg up to 2,000kg

Standard features:

- Pre-wired for 240v single phase with a standard 3 pin plug
- Supplied with wire rope and safety hook
- Forward and reverse pendant control
- Optional radio remote control

Applications:

- Boat ramps
- Workshops
- Cranes and lifting
- Building sites
- Industrial bin retrieval



Part Number	OzWinch AC Electric Winches
JV-1020-13D03	200kg 240V - 30m x 6mm low voltage pendant
JV-1020-13D05	200kg 240V - 50m x 6mm low voltage pendant
JV-1025-13D03	250kg 240V - 30m x 6mm low voltage pendant
JV-1025-13D05	250kg 240V - 50m x 6mm low voltage pendant
JV-1030-13D03	300kg 240V - 30m x 6mm low voltage pendant
JV-1030-13D05	300kg 240V - 50m x 6mm low voltage pendant
JC-1025-17D12	250kg 240V - 120m x 6mm low voltage pendant
JC-1050-16F03	500kg 240V - 30m x 8mm low voltage pendant
JC-1050-21F05	500kg 240V - 50m x 8mm low voltage pendant
PU-1070-09G07	700kg 240V - 70m x 9mm low voltage pendant
PU-1120-10I05	1200kg 240V - 50m x 12mm low voltage pendant
PU-1200-07J07	2000kg 240V - 70m x 14mm low voltage pendant
PU-3200-07J07	2000kg 415V - 70m x 14mm low voltage pendant

HES CUSTOM WINCHES



HES Winches Australia design and manufacture specialised winch solutions for a multitude of industries. Our application and design team utilise quality components and offer a wide variety of configurations and options. Winches are engineered to meet your application requirements and applicable regulatory authorities.

Drum configurations:

- Drum diameters and lengths to match your application and rope storage requirements
- Drums with multiple cable anchors / sections
- Grooved drums helical or parallel

Motors and drives:

- Electric, air, hydraulic or mechanical powered
- Planetary, spur, bevel helical or worm gearing
- Drives application matched to provide optimum performance and efficiency

Options and accessories:

- Failsafe brakes
- Ratchet and pawls
- Drum brakes
- Level winder mechanisms
- Rope tensioners
- Slack rope switches
- Rotary limit switches / encoders
- Clutches
- Motor controls
- Wire ropes
- Sheaves
- Power units



BLUE SERIES SLIPWAY WINCH

This range of winches is manufactured in Australia assuring quality local service and prompt availability of replacement parts. The unit has an Australian manufactured CMG brand electric motor, renowned for their strength and reliability. The range boasts steel frame, steel shafting and strengthened K1045 steel machine cut gears for added strength and longer life. These features all contribute to a product range that is incredibly reliable, efficient and strong. These winches have been manufactured and sold in Australia for 25 years.

Model AM1026B

FEATURES


- All steel machine cut gears
- 0.75kw 240v electric motor
- Automatic fail safe brake
- Greasable ball bearings
- Forward and reverse 3m pendant control
- 30m of 8mm dia aircraft cable
- Max winch drum storage capacity 50m of 8mm aircraft cable
- Optional remote control

SPECIFICATIONS

Ratio: 87:1
 Average line speed: 4.6m/min.
 Capacity: 3600kg on wheeled trailer up 12.5° ramp
 Weight: 60kg
 Dimensions: 420mm wide x 560mm long x 320mm high

Part Number	Boat Ramp & AC Electric Winches
AM1026B	1800KG BRW - Blue Series Winch
AM1026BRC	1800KG BRW - Blue Series Winch C/W Wireless Remote

Quality steel cut gears and shafts



Quick guide to Blue Series Winches

Slope Ramp Gradient	Model AM1026B
(1:12) 5°	8000kg
(1:4.5*) 12.5°	3600kg
(1:3.75) 15°	3000kg
(1:2) 27°	1800kg

* Standard boat ramp angle
 Note: Based on rolling load over good quality surface.

OZ SIGNATURE SERIES SLIPWAY WINCH

Safe, secure and quiet

Model HWA3500.1

Manufactured in Australia this compact and robust winch has been designed for a variety of hauling applications, ideally suited as a slipway winch.


Driven by a worm gear transmission providing a quiet, safe, maintenance free operation coupled to a purpose built powerful 240v electric brake motor. The drum, frame and guards are fabricated in steel and zinc plated for corrosion protection.

Features:

- All steel drum, frame and guards zinc plated
- Worm gear reduction sealed for life
- 1.1kW single phase 240v electric brake motor
- 10M low voltage pendant control
- Wired with 3m power lead and 3 pin plug
- Supplied with 35m of 8mm dia. aircraft cable
- Max winch drum storage capacity 70m of 8mm dia. aircraft cable
- Capacity: 1000kg line pull at 4.5m/min 1st layer
- Capability: Haul boat and wheeled trailer of 3500kg up 12.5 degree ramp*
- Average line speed: 5.2m/min.
- Weight: 85kg
- * Based with operation on a firm, smooth surface

Options:

- Wireless remote control
- Rope tensioner
- Synthetic rope
- Wall mounting feet
- Three phase 415V electric brake motor



LANTEC WINCHES



LANTEC Winch & Gear is one of the world's leading manufacturers of customized hydraulic winches, hoists, gear reducers, brakes and clutches for the oil and gas, infrastructure and marine industries. Virtually any of our products can be customized for your particular application to ensure maximum reliability and long-lasting operation.

LW Series Winches

Extremely versatile, the LW Series is available in 20 sizes with line pulls from 12,000 to 300,000 lbs. Virtually any drum size can be provided to suit your specific application.

LH Series Hoists

With line pulls from 15,000 to more than 72,000 lbs, LANTEC's LH Series offers 12 models for crane applications. High-efficiency gearing and high capacity sprag clutches offer the ultimate in reliability for the most demanding jobs.

Classic Series Winches

For oil and gas, infrastructure, and other industry applications, LANTEC offers nine models with line pulls from 23,600 to 136,000 lbs. Virtually any drum size can be provided to suit your specific application.

For more detailed information please refer to: www.team-twg.com

TULSA WINCHES



Tulsa Winch take performance and innovation seriously – and it shows. Their hydraulic winches, hoists and swing drives are engineered to deliver the extra long life you expect, with the advanced features you need to get the job done safely.

Tulsa Winch offers a full complement of gearing products for large oilfield trucks, heavy haul tractor packages, digger derricks, cranes and aerial work platforms for the energy and infrastructure markets. Their Rufnek and Intelliguard planetary winches are designed with the industry's latest data-capturing technology to communicate real-time information during equipment operation, so operators work safer, smarter, and more efficiently than ever.

Finally safety innovation meets superior product performance. It's time you put Tulsa Winch to work.

For more detailed information please refer to: www.team-twg.com

DP WINCHES



DP Winch manufactures a complete line of planetary winches, capstans and bumper packages that get the work done on utility trucks, towing and recovery vehicles, trailers, and other equipment.

The DP Winch LINEMAN series of products is specifically designed for the Utility Industry. There are reasons more and more Utility fleet managers specify Lineman traction winches, bumper winches, capstans and accessories over other brands, safer operation by design.

Only LINEMAN equipment is designed with safety features typically offered as options on competitive products. This means added protection against operator accidents, injuries and equipment failure.

At DP Winch, safety isn't an afterthought – it's a mindset.

For more detailed information please refer to: www.team-twg.com



GEBUWIN WINCHES



Founded in 1947 in the Netherlands, Gebuwin produces lifting and hoisting equipment with the emphasis on hand-driven winches.

All Gebuwin hand-driven winches are developed and produced in-house. In addition to its standard winches, Gebuwin is also able to deliver custom-made product and has the in-depth knowledge of various production techniques to ensure optimal end results are achieved for you.

The GEBUWIN range of hand-driven worm geared winches are robustly built and meet the construction and safety standards in accordance with DIN 15020. The worm geared winches are available in different hoisting capacities. These are between 250 kg and 1500 kg calculated on the first cable layer on the cable drum. The worm geared winches are equipped with a load pressure brake. This brake holds the load at any required height during hoisting and lowering. The cranks can be adjusted in length and are recoil-free. All rotating parts run in maintenance-free bearings.

The winches are available in combined grey/black enamel paint (GR) or provided with zinc-plated surface treatment (EV), which means that rust protection is further improved.

The cable drum can be provided with a cable groove (GD) for better cable routing and storage. By dividing the cable drum into two compartments, the use of 2 cables (2D) is a standard option on all worm geared winches. Upon request, more than 2 cable compartments are possible.

Atex is a standard option for this range, suitable for Group II GD T4 for zones 2 and 22.

For more detailed information please refer to: www.gebuwin.com



A.P.E. WORM GEAR WINCHES



**Capacities from 3,600kg up to 45,000kg
Compact, versatile, heavy duty**

Standard features:

- Lightweight and compact design
- Easy mounting
- Various drives available in mechanical, hydraulic and DC electric

Applications:

- Self recovery truck and 4WD mounted
- Tilt trays, tow trucks and trailers

CAPSTAN WINCHES



Capacities up to 4,000kg

Upright capstans:

- Ideal for marine applications
- Motor and gear box enclosed for safety and weather protection
- Various capstan head sizes available

Capstans:

- Tough units for cable pulling
- Vertical or horizontal mounting
- Electric, hydraulic or pneumatic powered
- Trailer, truck or trolley mounting

PULLMASTER PLANETARY HYDRAULIC WINCHES

Capacities from 500kg up to 34,000kg



PL & M Series:

- Equal speed in both directions
- Up to and including 34,000kg
- Automatic multi disc brake for smooth and positive control of load

H & HL Series:

- Offers a high speed lowering function
- H series offers reversing speeds 4.5 times faster

R Series:

- Suitable for recovery applications
- Free spooling as standard feature
- Manual clutch or hydraulic remote control

Applications:

- Commercial fishing
- Logging and dredging
- Heavy construction
- Drilling
- Mining
- Marine construction

For more detailed information please refer to: www.team-twg.com



WARN WINCHES



Warn Winches designs, manufactures and markets over 600 products for automotive, powersports, industrial and commercial users.

These uses include a full line of off-road equipment and accessories for enhancing the performance of FWDs, ATV's and utility vehicles; electric and hydraulic winches and hoists for commercial, industrial and severe duty applications; utility winches and hoists for tradesmen and do-it-yourself consumers.

From self-recovery winches and mounting systems to wheel end and driveline disconnects, customers choose WARN products for their durability, reliability and dependability.

For more detailed information please refer to: www.warn.com



DINAMIC OIL



For more than 30 years Dinamic Oil has been designing and manufacturing a complete range of hoisting solutions with line pulls from 500kg to 35,000kg thanks to continuous research and development. The company is customer focused and expertly matches application requirements with know-how and commitment to offer flexible and high quality products.

Dinamic Oil's diverse range of winches are the result of the hard work and dedication of its skilled employees and a corporate philosophy based on communication and market analysis, attributes that are vital to meet the requirements of each hoisting application, such as drill rigs, marine and offshore hoists, and construction cranes.

Over the years Dinamic Oil has repeatedly and successfully adapted its product to several domestic markets; the standard EU range, characterized by its highly technical design, is present all over Europe and in the Far East; the A series, designed in imperial dimensions and with special gear motors, was developed specifically for the American market; the Motor Drum range allows our customers to customize their own hoisting solution, mainly addressing German and Chinese requirements; our rotating case gearboxes, the result of decades of experience in the marine market, are highly appreciated in Northern Europe.

Dinamic Oil guarantees the safety of its products by load testing every single winch that is manufactured. In addition to our standard testing, product certificates issued by the major certifying entities (DNV, ABS) can be requested for all models.

For more detailed information please refer to: www.dinamicoil.it



PACIFIC 12 VOLT WINCHES

Capacities: 1134kg to 4082kg line pull

These utility winches are ideal for a wide variety of operations such as launching boats, 4WD off-road use, on emergency vehicles and for general farm applications.

- 12V electric reversible motor (24V also available)
- Clutch disengaging system for free spooling
- Built-in mechanical safety braking device
- Tough, plastic weather resistant housing
- Remote hand control with 3m cable



Model Code	DV2500	DV3500	DV4500	DV9000
Line speed (no load) mpm	5.0	6.5	6.5	13.4
Line pull kg	1134	1588	2041	4082
Wire rope ømm	4.8 x 15	5.5 x 15	6.2 x 15	8 x 30
Net weight kg	13.5	13.9	14.2	35

PACIFIC 12 & 24 VOLT DC WINCHES

Capacities: 120kg to 500kg

Pacific DC Winches are ideal for installation on small trucks and utilities to eliminate the need for manual lifting.



Model Code	DH120	DH300	DH300A	DH500	DH500A
Capacity kg	120	300	300	500	500
Motor Volt x Watt	12 x 100	12 x 300	24 x 300	12 x 500	24 x 500
Speed m/min	5	5	5	3	4
Rope ømm x m	4 x 12	5 x 12	5 x 12	6.2 x 12	6.2 x 12
Weight kg	17	27	27	27	27

TIRFOR T500 WIRE ROPE WINCHES



Tirfor lifting and pulling machines are lever operated hoists using a separate wire rope. One-man operated using a telescopic handle, they can work in any position and over any height of lift. They can replace conventional winches and other hoists for many applications.

Advantages:

- Works in any position - horizontal, vertical or angled
- Unlimited length of wire rope
- Increase the nominal capacity with multiple sheave blocks
- Fast and easy installation
- Simple to feed in or remove wire rope
- Continuous operation without snatching
- Reduced maintenance by simple cleaning and regular lubrication
- Changeover from forward to reverse operation by transferring the handle from one lever to another
- High mechanical advantage
- Safety device to prevent overloading

Model	Capacity kg	Wire Rope Diam mm	W/R Construction	Effort Forward kg	Rope Travel Reverse kg	Forward mm	Reverse mm	Unit Weight
T508D	800	8.3	K5xK19S-SFC Galv 1960 B sZ	35	12	46	63	7
T516D	1600	11.5	K4xK26WS-SFC Galv 1960 B sZ	48	18	42	57	14
T532D	3200	16.3	K6xK36WS-SFC Galv 2160 B sZ	45	25	18	36	24

WINCH MASTER WIRE ROPE WINCHES



Capacities : 800kg, 1600kg and 3200kg

- Extremely versatile to safely lift, pull, lower or stretch loads over long distances.
- Can be used in horizontal, vertical or angled positions.
- Lightweight, portable and compact design.
- High strength housing made of corrosion free alloy steel plate with durable chrome finish to protect against rust.
- All internal components galvanised to minimise corrosion.
- Unique wire rope reeler for easier and safer rope storage.
- The rope gripping system is easily disengaged with a lever, allowing smooth installation of the wire rope.
- The reliable parallel gripping system has a large surface contact area providing an evenly distributed grip at a lower force, and hence less rope wear.
- Built in overload protection by a shear pin arrangement in the forward lever. Broken shear pins can be replaced without removing the load.
- Spare shear pins are conveniently placed in the end of rubber sleeve of telescopic handle for TIR08WM, and in the carrying handle for TIR16WM and TIR32WM.
- Equipped with an anchor bolt, offering numerous connection possibilities with wire ropes and chain slings.
- Swivel hooks can replace anchor bolts as required.

MODEL CODE	TIR08WM	TIR16WM	TIR32WM
Lifting Capacity (kg)	800	1600	3200
Rated Pulling Capacity (kg)	1250	2500	5000
Rope Advance per Full Stroke (mm)	60	60	40
Lever Pull at WLL (kg)	25	30	50
Rope Diameter (mm)	8.3	11	16
Standard Length of Wire Rope (m)	20	20	20
Net Weight Without Cable (kg)	7	14	23
Overall Length of Body (mm)	426	545	660
Overall Height of Body (mm)	235	280	325
Overall Width of Body (mm)	64	97	116

TITAN WIRE ROPE WINCHES

Model Code	WPH-08	WPH-16	WPH-32
Rated Lifting Capacity (tonnes)	0.8	1.6	3.2
Rated Pulling Capacity (tonnes)	1.3	2.6	5.2
Rope advance per full stroke cycle (mm)	>52	>55	>28
Operating effort at rated load (kg)	29	40	45
Telescopic handle length (mm)	800	1120	1120
Anchor Pin diameter (mm)	22	25	30
Net weight without rope (kg)	7.5	16	26
Diameter of wire rope (mm)	8.5	11.5	16.5
Wire rope construction	6x19S-IWRC	6x19S-IWRC	6x19S-IWRC
Standard wire rope length (m)	20	20	20
Net weight of wire rope and collector (kg)	8	14	24

